

# ELECTRONIC MEDIA

## FACT SHEET - June 2022



The electronic media analysis conducted by the Alcohol and Drug Information Centre (ADIC) have two objectives. These are, (1) to identify and expose alcohol and tobacco industry influence on the general public through electronic media and (2) to encourage and appreciate prevention conducted through electronic media.

ADIC analyzes newspaper reading and teledramas for content on alcohol, tobacco, cannabis, heroin and other drugs of four popular television channels. In newspaper reading only frequency is analyzed. For teledramas both frequency and duration are analyzed. Identified content is categorized as follows:

**Prevention:** Improve correct knowledge on ATOD, its industries and effective prevention.

**Positive policy:** Supporting implementation and formulation, of ATOD control policies.

**Law enforcement:** Legal actions taken by the authorities when ATOD related laws & regulations are violated.

**Promotion:** Glamorizing the substance, industry image building, surrogate advertising, social beliefs, unfair privileges, and promotion through prevention.

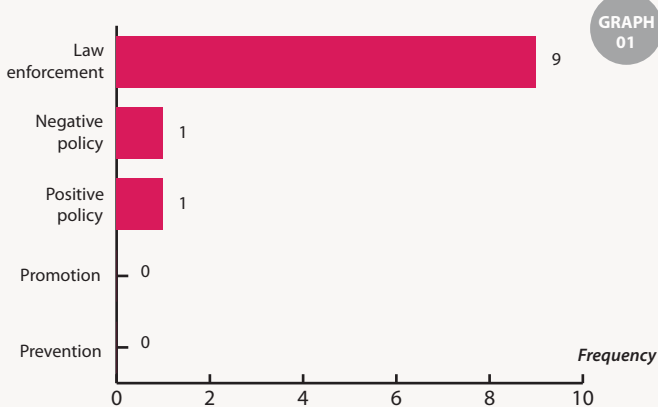
**Negative policy:** Undermining formulation & implementation of ATOD control policies.

**Non-Category:** Specifically does not include policy, prevention or promotion of any drug but it provides information on ATOD through words or pictures.

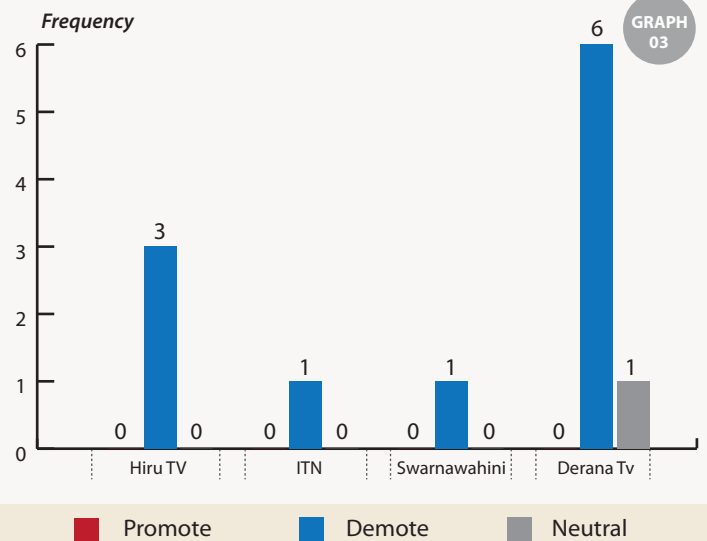
### NEWSPAPER READING

ITN      Hiru TV  
Swarnawahini      Derana TV

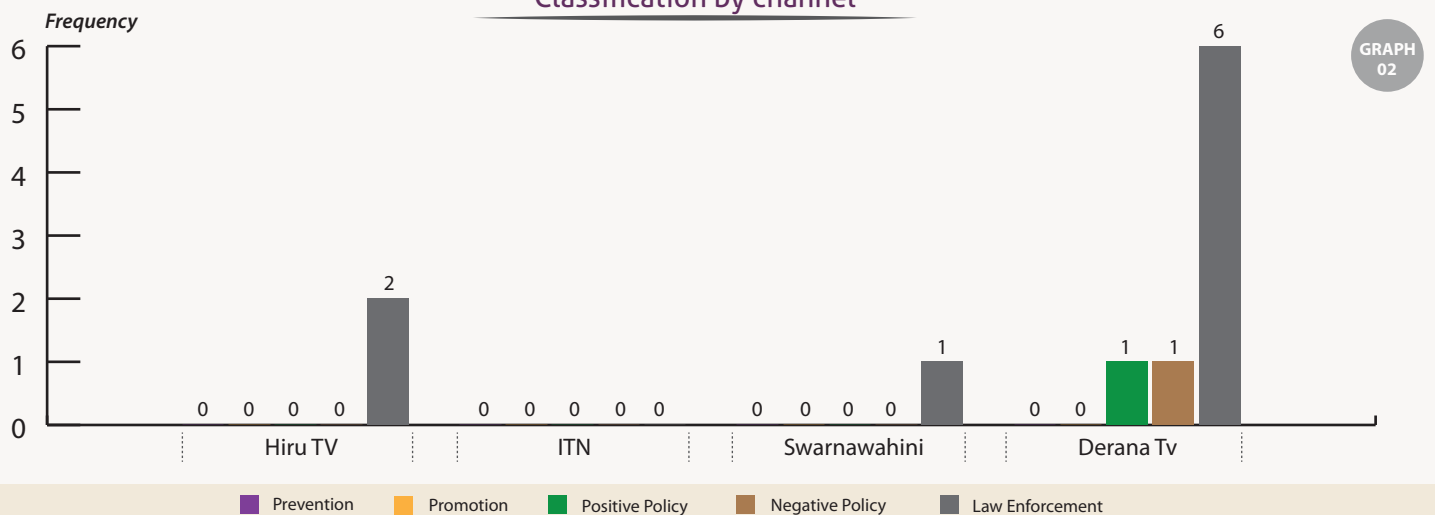
Classification by category



Influence of presenting style



Classification by channel





# TELEDRAMA

The most popular teledramas which were telecasted during prime time between 7:00 PM to 9:00 PM were selected for analysis.

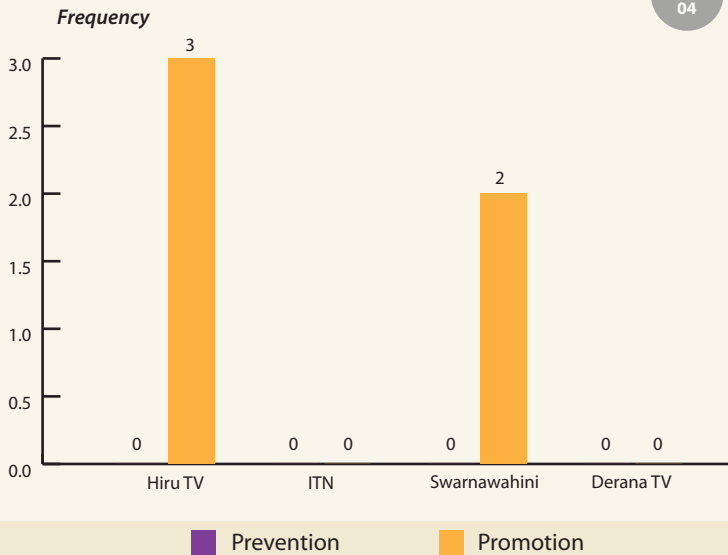
## SELECTED TELEDRAMAS

Weekday	
ITN	<i>Kolaba Ithaliya</i>
Hiru TV	<i>Ralla Weralata Adarei</i>
Swarnawahini	<i>Naadagamkarayo</i>
Derana TV	<i>Deweni Inima</i>
Rupawahini	<i>Thumpane</i>

Weekend	
ITN	<i>Manikkawatha</i>
Hiru TV	<i>Sihina Gena Kumariye</i>
Swarnawahini	<i>Pithru</i>
Derana TV	<i>Diyani</i>

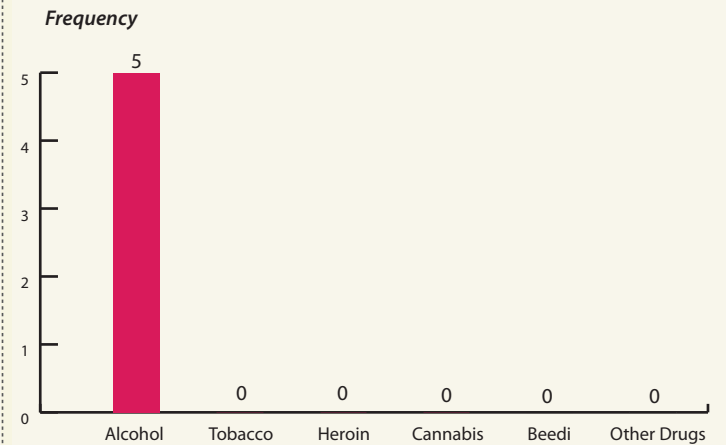
### Promotion and prevention frequency

GRAPH 04



### Promotion classification according to drug type

GRAPH 05



### Promotion and prevention duration

GRAPH 06

